

NEW! CSA-Certified Model Available

# altronic<sup>®</sup> CD200

## IGNITION SYSTEM 12–24 VDC POWERED

- UNIVERSAL, LOW-COST, MICROPROCESSOR-BASED INDUSTRIAL SYSTEM 1-8 CYLINDER ENGINES
- PROGRAMMABLE CONFIGURATION TO SELECT THE FEATURE SET APPROPRIATE TO THE APPLICATION
  - Timing curves vs. RPM or analog signal
  - Selectable spark energy
  - Individual cylinder timing adjustment
  - Adjustable overspeed trip
- COMPREHENSIVE DIAGNOSTICS FOR TROUBLE SHOOTING
- WINDOWS™-BASED TERMINAL PROGRAM FOR CONFIGURATION AND MONITORING
- MODBUS RTU COMMUNICATIONS AND MONITORING
- AVAILABLE IN UNSHIELDED AND SHIELDED VERSIONS


The Altronic CD200 ignition system is a high energy digital, capacitor-discharge system designed for use on small, 1 to 8 cylinder industrial gas engines. Eliminating maintenance-intensive mechanical distributor ignition systems, the DC-powered CD200 features no moving parts, high-end control features, and operational flexibility across the range of suitable applications.

Employing microprocessor technology in its design, the moderately-priced CD200 unit processes angular position input signals from a magnetic pickup sensing drilled reference holes or protrusions. This provides accurate and consistent ignition timing referenced directly to the engine's crankshaft or camshaft. Use of high energy, capacitor discharge (C.D.) technology, proven in hundreds of thousands of natural gas engine applications worldwide, provides maximum engine performance and can often extend usable spark plug life by three to five times compared to an inductive ignition system.

A Windows™-based terminal program gives users access to the entire range of CD200 features, including, adjustable output energy, automatic timing adjustment curves (based on RPM or an analog control input such as a load sensor), and the overspeed setpoint. Using this approach, the user can implement those specific features required for a particular application. This software package also displays the system primary and secondary discharge diagnostics. For simple use in the field, these same diagnostics are available to the local operator via a flashing LED on the unit. Remote communications and monitoring via Modbus-RTU is also standard.



Windows™-based Terminal Program for simple configuration.

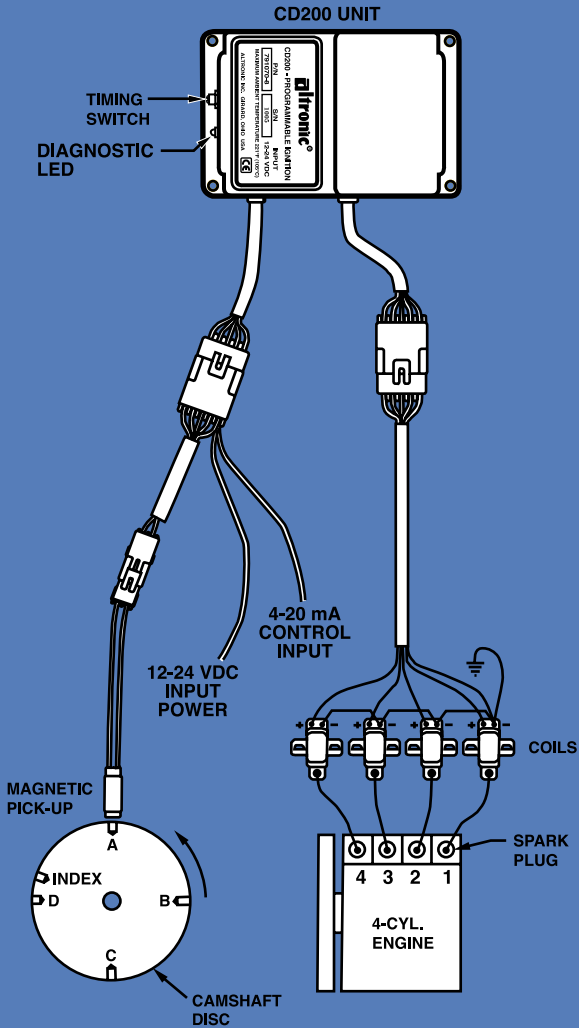


CSA-Certified, Shielded CD200 System

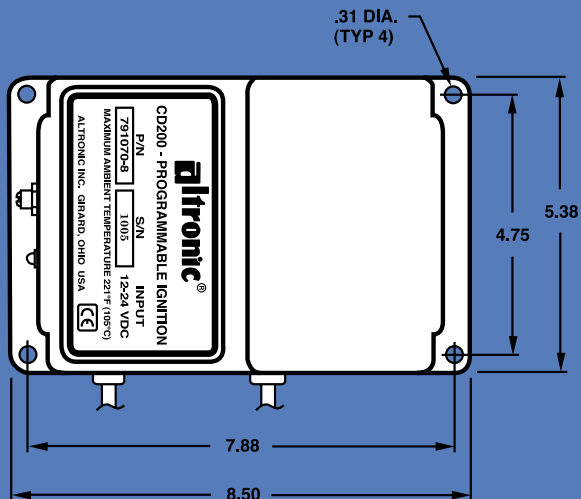


CLASS I, DIVISION 2,  
GROUPS C & D

## CD200 SYSTEM (unshielded version shown)



## DIMENSIONS



## CD200 COMPONENTS:

COMPONENT	UNSHIELDED SYSTEM	SHIELDED SYSTEM
CD200 Unit, 6-cylinder	791070-6	791080-6
CD200 Unit, 8-cylinder	791070-8	791080-8
Output Harness, 6-cyl.	793048-6 (48") 793090-6 (180")	793014-6 (shielded 48") —
Output Harness, 8-cyl.	793048-8 (48") 793090-6 (180")	793014-8 (shielded 48") —
Input Harness	793050-1 (72") 793050-2 (180")	793091-1 (shielded 48") —
Magnetic Pickup	791015-1 (3/4"-16 x 1.9") 791016-2 (3/4"-16 x 3.4") 791035-2 (M12 x 2.5")	691118-1 (5/8-18 x 1.75") 691118-2 (5/8-18 x 2.50") 691118-3 (5/8-18 x 3.00") 691118-4 (5/8-18 x 4.50")
Pickup Cables	Not required	593048 series (shielded 180°)* 593054 series (shielded 90°)*
Ignition Coils	501061, blue (std. duration) 501010, red (long duration) 501040, black (long duration)	501061-S shielded** 591010-S shielded** 591007 integral coil 591011A integral coil 501011B integral coil

\* See the Altronic price list for available lengths.

\*\* See the Altronic price list for available secondary leads.

## SPECIFICATIONS:

NO. OF CYLINDERS .....	1-8
POWER REQUIRED .....	12VDC, 1.0 Amp 24VDC, 0.5 Amp
MAX. VOLTAGE OUTPUT .....	40 KV
SPARK DURATION .....	300-600 microsec.
TIMING ADJUSTMENT:	
MANUAL (8-POSITION SWITCH) .....	User-Selectable Increments
RPM RANGE .....	25 to 2,500 RPM
ANALOG INPUT RANGE .....	4-20mA or 0-5VDC
OVERALL MAX. TIMING RANGE .....	25° of retard
OVERSPEED SETPOINT RANGE .....	25 to 2,500 RPM
OUTPUT SWITCH RATING .....	0.5 Amp, 32VDC max.
COMMUNICATIONS .....	ModBus RTU (RS-485)

**altronic®**  
**inc.**

712 TRUMBULL AVE. / GIRARD, OHIO 44420  
PHONE: (330) 545-9768 / FAX: (330) 545-9005  
www.altronicinc.com / Email: sales@altronicinc.com